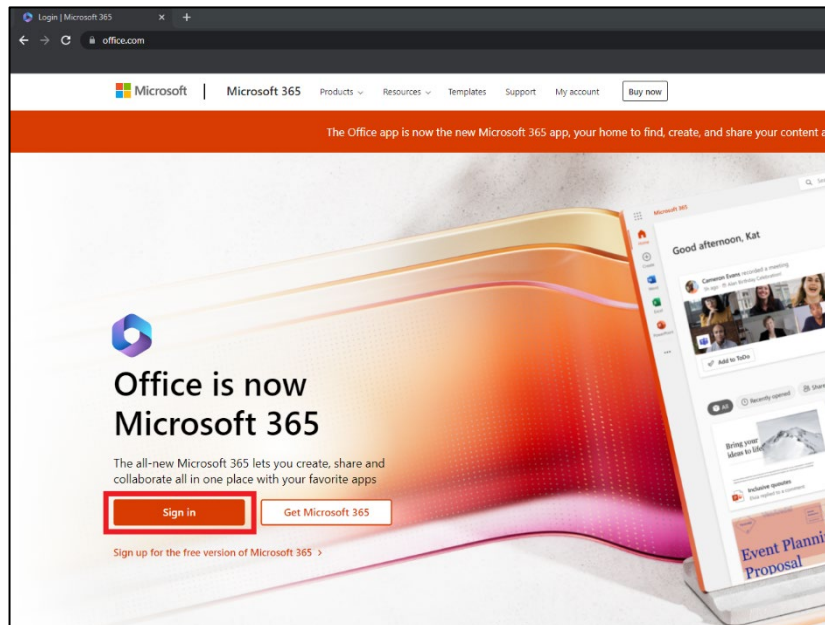


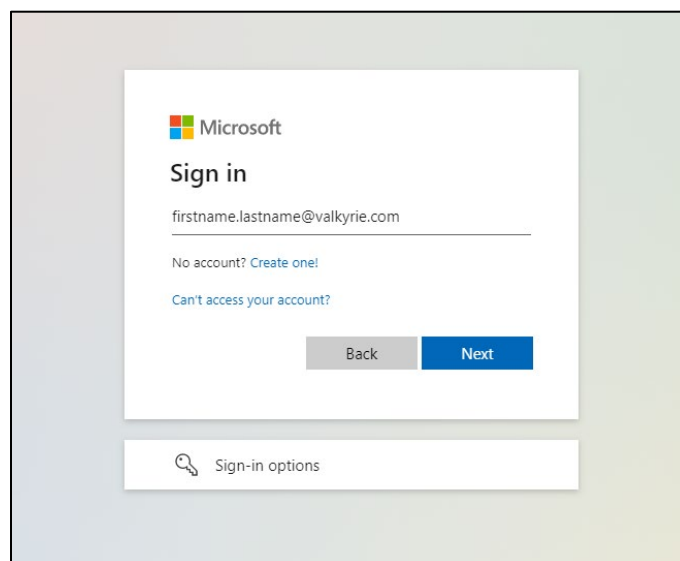
## **For your Valkyrie Office 365 (on a non-Valkyrie computer/mobile device):**

Follow these instructions if you want to access your Valkyrie Office 365 cloud applications (Outlook Web Access, SharePoint, OneDrive, etc.) on a non-Valkyrie computer or a mobile device.

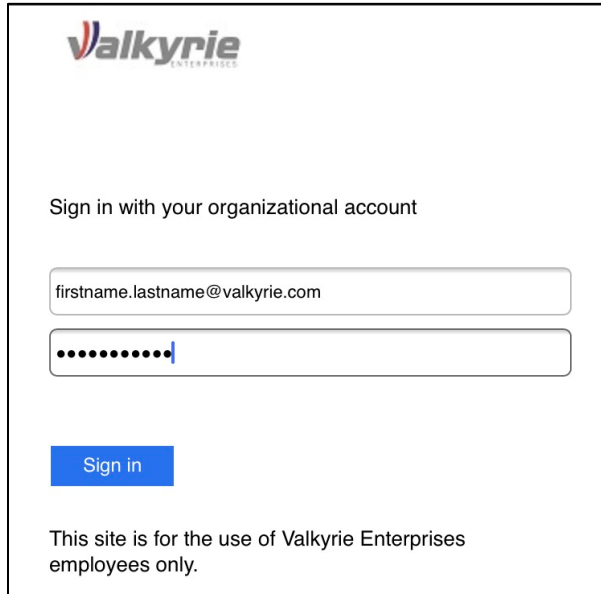
1. Go to <https://www.office.com>. Select “Sign in”.



2. Enter in your Valkyrie email address ([firstname.lastname@valkyrie.com](mailto:firstname.lastname@valkyrie.com)). Select “Next”.



3. At the Valkyrie login page, enter in your Valkyrie 16+ character password.



**Valkyrie**  
ENTERPRISES

Sign in with your organizational account


firstname.lastname@valkyrie.com

.....

Sign in

This site is for the use of Valkyrie Enterprises employees only.

4. At the “Gemalto” page, use your Multifactor Authentication (MFA) token to enter the passcode. See below.



Welcome VALKYRIE\ Doe!

For security reasons, we require additional information to verify your account

**gemalto**  
security to be free

Passcode:

Submit

Copyright © 2016. Gemalto Inc. All Rights Reserved.

© 2013 Microsoft Need help? For password reset assistance, please click here to visit the Valkyrie password reset page.

If you have the **MobilePass app**, enter the 6-digit code that the app generates.

If you have a **physical token**, enter your 4-digit pin followed by the 6-digit code that the token displays.