

VOID & RUDDER FLOAT COAT

ADVANTAGES

- No sandblasting
- Environmentally friendly
- Ultra Low VOCs
- Eliminates the need to work in confined spaces
- Can be applied to damp, painted and rusted surfaces
- Is a self-healing lubricant
- Penetrates under existing rust and de-scales
- Electrically non-conductive; stops electrolysis

LONG LASTING WET FILM TECHNOLOGY THAT POLAR BONDS TO ALL METAL SURFACES AND STOPS RUST IN ITS TRACKS

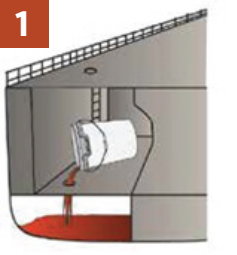
S2S Void & Rudder Float Coat is a rust inhibitor specially formulated for void spaces on marine vessels. S2S is a self-healing lubricant that penetrates into cracks and de-scales existing rust. It has been used in Canada's heavy marine industry for more than thirty years and is proven to be an effective corrosion preventive solution in unventilated void spaces. S2S is long lasting, easy-to-apply and non-toxic.



Ballast tank coated in S2S

VOID & RUDDER FLOAT COAT

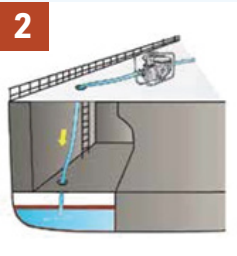
APPLICATION GUIDE



1

Measure & pour S2S float coat

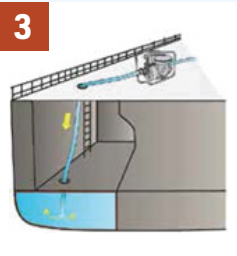
Calculate product requirement: Each gallon will coat 200 sq feet. Add 20% to final calculation. A pail coats 1000 sq feet; a drum coats 10,000 sq feet.



2

Gently & slowly pump in water

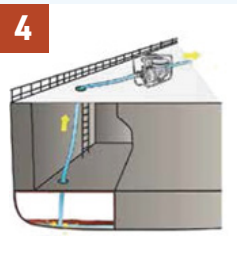
Place pump hose at floor of tank and slowly fill with water. Note: S2S Float Coat is lighter than water and will float on top and polar bond to the metal as it rises.



3

Fill void area to the top of space

When the water and Float Coat reach the top, turn off the pump and let the water settle for 24 hours. This will allow the Float Coat to clearly separate from the water.



4

Gently & slowly pump water out

Slowly pump the water out from the bottom. Use a screen to filter out rust flakes. The last portion of discharge should be captured and disposed of according to local, municipal and federal regulations.



Eliminates the need to work in confined spaces



Rudder coated in S2S